

ASPEN LED SERIES

Aspen LED Wall Sconce features a Cutoff V Shaped Solid Metal Housing Front Decorative Design for Up/Down Light, ADA Compliant

Catalog #		Type
Project		
Comments		Date
Prepared By		

EVERGREEN LIGHTING

SPECIFICATION FEATURES

Material

Paintlok Non Rustable Steel construction spot welded for high quality appearance in a Cut-off V Shaped Design, standard powdercoat finish, with open top and bottom.

Option: Wet Location with top and bottom lens or a solid metal cap.

Installation

Supplied with standard mounting hardware to mount to a 4" J-box or plaster ring

Optics

Evergreen Lighting Website for complete photometrics.

LED

Alta #AL-R-1W-30 LED array to be mounted onto an Aluminum MPCB Board configured to the proper wattage. The LED arrays will be centered within the Lens area and mounted on a white aluminum reflective backplate.

Driver

Specific Drivers will be matched with each different LED array configuration/wattage. Standard Driver features are:

- Constant Current
- 5 year warranty
- 120/277 multi-voltage power supplies
- IP66, IP67

Driver Options:
0-10V Dimming
Phase Dimming
Triac Dimming



9"H X 12"W X 4"D
11"H X 14"W X 5"D








Aspen Series

DELIVERED LUMENS PER WATT

2700K = 80
3000K = 90
3500K = 100
4100K = 110
5000K = 120

ORDERING INFORMATION

Sample Number: AA-W-14-24W-TBK

						
Series AA	Style Wall	Size 12" 14"	LED 12" 6W 12W 14" 12W 24W	Finish Architectural Bronze (AB) Textured Bronze (TBR) Matte Black (MBK) Semi Gloss Black (GBK) Textured Black (TBK) Textured Rust (TR) Matte White (MW) Textured White (TW) Gloss White (GW) Metallic Grey (MG) Metallic Nickel (MN) Textured Verde Patina (TVP) Satin Brass (SB) Copper Vein (CV) Gold Vein (GV) Silver Vein (SV) Chrome (CH)	Lens White Acrylic (A) White Frosted (WF) White Alabaster (WA) Honey Onyx (HO) Natural Horn (NH) Beige Alabaster (BA) Honey Swirl (HS)	Options EMR, 700 Lumen EMR, 900 Lumen Dimming Drivers Design Modifications Larger size in ADA Wet Location (Top and Bottom Lens) (Top metal cap)
					Labels ETL for US and Canada for damp or wet location	