

Marquis LED Ceiling Flush

Marquis LED Ceiling Flush Series features a low profile bowl and is available in two diameters.

Catalog #		Type
Project		LED Ceiling Flush
Comments		
Prepared By		Date

EVERGREEN LIGHTING

SPECIFICATION FEATURES

Material

Aluminum round spun trim construction for standard powdercoat finish or polished brass plated finish with a frosted white acrylic bowl.

Installation

Supplied with standard mounting hardware to mount to a 4" J-box or plaster ring

Optics

Evergreen Lighting Website for complete photometrics.

LED

Alta #AL-R-1W-30 LED array to be mounted onto an Aluminum MPCB Board configured to the proper wattage.

The LED arrays will be centered within the Lens area and mounted on a decorative white aluminum reflective plate.

Driver

Specific Drivers will be matched with each different LED array configuration/wattage. Standard Driver features are:

- Constant Current
- 3 or 5 year warranty
- 120/277 multi-voltage power supplies
- IP66, IP67



18" diameter X 9"H on bowl








25" diameter X 12"H on bowl

DELIVERED LUMENS PER WATT

- 2700K = 80
- 3000K = 90
- 3500K = 100
- 4100K = 110
- 5000K = 120

ORDERING INFORMATION

Sample Number: MAR-C-25-54W-PB-WF

						
Series MAR	Style Ceiling Flush	Size 18" 25"	Lamp 18" 12W 18W 27W 25" 24W 36W	Finish Architectural Bronze (AB) Textured Bronze (TBR) Matte Black (MBK) Semi Gloss Black (GBK) Textured Black (TBK) Textured Rust (TR) Matte White (MW) Textured White (TW) Gloss White (GW) Metallic Grey (MG) Brushed Aluminum (BA) adder Metallic Nickel (MN) Textured Verde Patina (TVP) Satin Brass (SB) Copper Vein (CV) Gold Vein (GV) Silver Vein (SV) Chrome (CH)	Standard Lens White Frosted (WF) Optional Lens White Alabaster (WA) Honey Onyx (HO) Natural Horn (NH) Beige Alabaster (BA) Honey Swirl (HS)	Options LED EMR - Up to 24W (Iota ILB-3020) Dimming Drivers

Labels
ETL for US and Canada for indoor and damp location.