

**MESA LED WALL VANITY SERIES**

Mesa LED Wall Vanity Fixture features a Linear Square Shaped Design with Solid Metal End Caps, White Acrylic Lens, and displays a clean and modern look.

Catalog #		Type
Project		
Comments		Date
Prepared By		

**EVERGREEN LIGHTING**

**SPECIFICATION FEATURES**

**Material**

Paintlok Non-Rustable Steel construction with a Two Center Band Design spot welded for high quality appearance, solid metal end caps, standard powdercoat finish, white smooth Square Shaped acrylic lens, 1/8" thick.

**Installation**

Supplied with standard mounting hardware to mount to a 4" J-box or plaster ring

**Optics**

Contact Evergreen Lighting for complete photometrics.


**LED**

Alta #AL-R-1W-30 LED array to be mounted onto an Aluminum MPCB Board configured to the proper wattage.  
The LED arrays will be centered within the Lens area and mounted on a white aluminum reflective backplate.

**Driver**

Specific Drivers will be matched with each different LED array configuration/wattage. Standard Driver features are:

- Constant Current
- 5 year warranty
- 120/277 multi-voltage power supplies
- IP66, IP67










6"H X 24"W X 5"D  
6"H X 36"W X 5"D  
6"H X 48"W X 5"D

**Mesa Series**

Labels  
ETL for US and  
Canada for damp  
location

**ORDERING INFORMATION**

Sample Number: ME-W-36-24W-TR-A

						
<b>Series</b> ME	<b>Style</b> Wall	<b>Size</b> 24" 36" 48"	<b>LED</b> 24" 8W 16W 36" 12W 24W 48" 16W 32W	<b>Finish</b> Architectural Bronze (AB) Textured Bronze (TBR) Matte Black (MBK) Semi Gloss Black (GBK) Textured Black (TBK) Textured Rust (TR) Matte White (MW) Textured White (TW) Gloss White (GW) Metallic Grey (MG) Textured Gold (TG) Metallic Nickel (MN) Textured Verde Patina (TVP) Satin Brass (SB) Copper Vein (CV) Gold Vein (GV) Silver Vein (SV) Polished Brass (PB) Adder Chrome (CH)	<b>Lens</b> White Acrylic (A) White Frosted (WF) White Alabaster (WA) Honey Onyx (HO) Natural Horn (NH) Beige Alabaster (BA) Honey Swirl (HS)	<b>Options</b> EMR, 700 Lumen EMR, 900 Lumen Dimming Drivers Design Modifications
	<b>LED to CFL Lamp</b> 8W = (1) F17T8 12W = (1) F25T8 16W = (2) F17T8 = (1) F32T8 24W = (2) F25T8 32W = (2) F32T8					