



**EVERGREEN
LIGHTING**

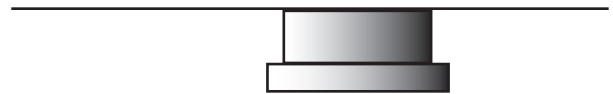
**WALL FLUSH MOUNT
GKIND-29"-18L-9-A-35K-DIM-WET**

SPECIFICATION FEATURES		Date 01-18-19
Dimensions	29" H x 4 1/2" W x 3 3/4" D	
Lamps	18 watts of LED- 3500K	
Material	Aluminum	
Finish	Standard powdercoat TBD	
Lens	White acrylic	
Label	Wet Location	
Voltage	120 / 277	
Description	Exterior Wall Fixture	

PROJECT:

SPECIFIER:

Top View




0 to 10 volt dimming
ADA Compliant
1,800 lumens total

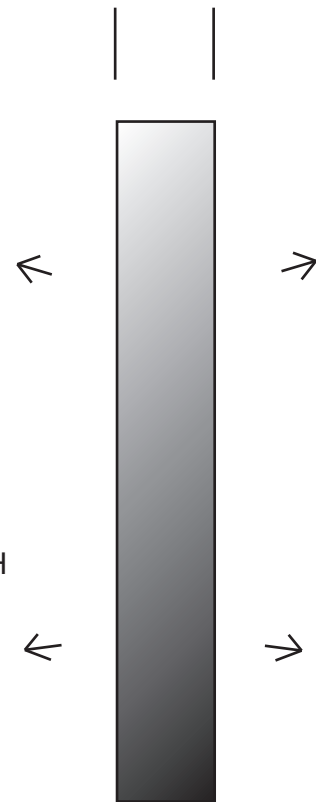
4 1/2"

Indirect Light, Shinning at
the wall, from the top and
bottom section

Wall



side view



Wall Canopy is 4" x 10" H

Solid top and bottom

Drawings are not to scale.

EVERGREEN LIGHTING WWW.EVERGREENLIGHTING.COM
1379 Ridgeway St. Pomona, CA 91768 PHONE: (909) 865-5599 FAX: (909) 865-5539



MADE IN USA ● Information appearing hereon is proprietary and confidential and may not be used without the permission of Evergreen Lighting.

MADE IN USA