


BALDWIN POST SERIES





BALDWIN POST SERIES, 6" ROUND

Catalog #		Type
Project		LED POST
Comments		
Prepared By		Date

SPECIFICATIONS

Material

All parts are durable Aluminum Extruded Round Tube with .080 Round aluminum Roof Cap, with Aluminum Square Solid Bar Accents laser cut and milled for maximum strength.

Lens

Standard White Frosted Premium Acrylic or Clear Frosted Premium Acrylic

LED

ALTA Long Life, high-efficiency, surface mount LEDs mounted on MPCB Aluminum Boards

Lifespan:

100,000 hour LED lifespan based on IES LM-80 results and TM-21 calculations

Driver

0-10V Dimming Driver for 120/277 volt, Constant Current, metal case, 5 year warranty

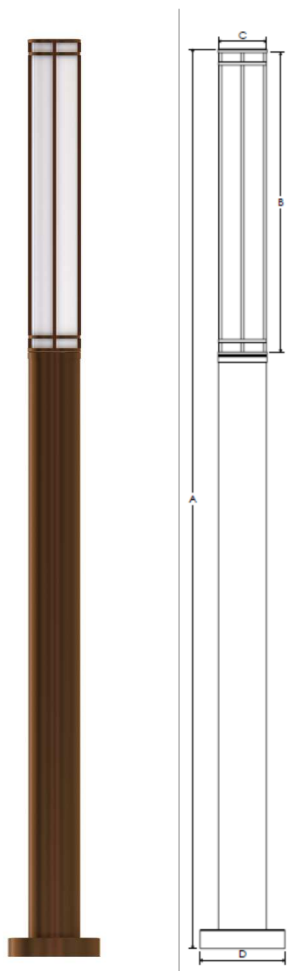
Label

ETL Listed for US and Canada for Wet Location

DELIVERED LUMENS PER WATT

2700K = 80
3000K = 90
3500K = 100
4100K = 110
5000K = 120

Sample Number: BAL-P6-10'-40LED-AB-WF-30K



CATALOG NUMBER	WATTS	A	B	C	D
BAL-P6-10'-40LED-FINISH-LENS-KELVIN	40	120"	36"	6"	12"
BAL-P6-10'-60LED-FINISH-LENS-KELVIN	60	120"	36"	6"	12"
BAL-P6-10'-80LED-FINISH-LENS-KELVIN	80	120"	36"	6"	12"
BAL-P6-12'-60LED-FINISH-LENS-KELVIN	60	144"	48"	6"	12"
BAL-P6-12'-90LED-FINISH-LENS-KELVIN	90	144"	48"	6"	12"
BAL-P6-12'-120LED-FINISH-LENS-KELVIN	120	144"	48"	6"	12"
BAL-P6-14'-80LED-FINISH-LENS-KELVIN	80	168"	60"	6"	12"
BAL-P6-14'-120LED-FINISH-LENS-KELVIN	120	168"	60"	6"	12"
BAL-P6-14'-160LED-FINISH-LENS-KELVIN	160	168"	60"	6"	12"



BALDWIN POST SERIES, 8" ROUND

Catalog #		Type
Project		LED POST
Comments		
Prepared By		Date

SPECIFICATIONS

Material

All parts are durable Aluminum Extruded Round Tube with .080 Round aluminum Roof Cap, with Aluminum Square Solid Bar Accents laser cut and milled for maximum strength.

Lens

Standard White Frosted Premium Acrylic or Clear Frosted Premium Acrylic

LED

ALTA Long Life, high-efficiency, surface mount LEDs mounted on MPCB Aluminum Boards

Lifespan:

100,000 hour LED lifespan based on IES LM-80 results and TM-21 calculations

Driver

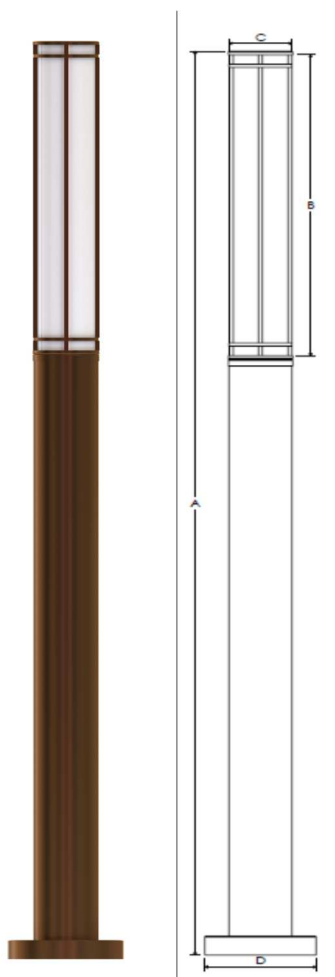
0-10V Dimming Driver for 120/277 volt, Constant Current, metal case, 5 year warranty

Label

DELIVERED LUMENS PER WATT

2700K = 80
3000K = 90
3500K = 100
4100K = 110
5000K = 120

Sample Number: BAL-P8-15'-80LED-AB-WF-30K



CATALOG NUMBER	WATTS	A	B	C	D
BAL-P8-12'-60LED-FINISH-LENS-KELVIN	60	144"	48"	8"	14"
BAL-P8-12'-90LED-FINISH-LENS-KELVIN	90	144"	48"	8"	14"
BAL-P8-12'-120LED-FINISH-LENS-KELVIN	120	144"	48"	8"	14"
BAL-P8-15'-80LED-FINISH-LENS-KELVIN	80	180"	60"	8"	14"
BAL-P8-15'-120LED-FINISH-LENS-KELVIN	120	180"	60"	8"	14"
BAL-P8-15'-160LED-FINISH-LENS-KELVIN	160	180"	60"	8"	14"
BAL-P8-18'-120LED-FINISH-LENS-KELVIN	120	216"	72"	8"	14"
BAL-P8-18'-180LED-FINISH-LENS-KELVIN	180	216"	72"	8"	14"
BAL-P8-18'-240LED-FINISH-LENS-KELVIN	240	216"	72"	8"	14"



**BALDWIN POST SERIES
6" & 8" ROUND
AVAILABLE OPTIONS**

POWDERCOAT FINISHES

Architectural Bronze (AB)
Textured Bronze (TBR)
Matte Black (MBK)
Semi Gloss Black (GBK)
Textured Black (TBK)
Textured Rust (TR)
Matte White (MW)
Textured White (TW)
Gloss White (GW)
Metallic Grey (MG)
Brushed Aluminum (BA) adder
Metallic Nickel (MN)

STANDARD ACRYLIC LENS

White Frosted (WF)
Clear Frosted (CFA)

**OPTIONAL ALABASTER ACRYLIC LENS
WITH 1 SEAM**

White Alabaster (WA)
Honey Onyx (HO)
Natural Horn (NH)
Beige Alabaster (BA)
Honey Swirl (HS)

OPTIONS

LED EMR - Up to 24W
OCC Sensors
Photo Cell Control
TRIAC PHASE DIMMING
0-10V DIMMING
347 VOLT FOR CANADA

SPECIAL OPTIONS

- GFCI Receptacle (GFCI) - GFCI duplex receptacle attached to pole with gasket, provided with weather proof, self closing cover: located roughly 36" from base of pole. Receptacle is intended only for portable tools or other portable equipment to be connected to outlet only when attended by operating personnel. Please specify voltage if different from luminaire voltage. For use with 120V applications only. For other voltages, please consult factory for special requirements.
- Dual Switching (DS) - LED's are divided into two (2) circuits with individual drivers, two (2) separated power feeds within the fixture.

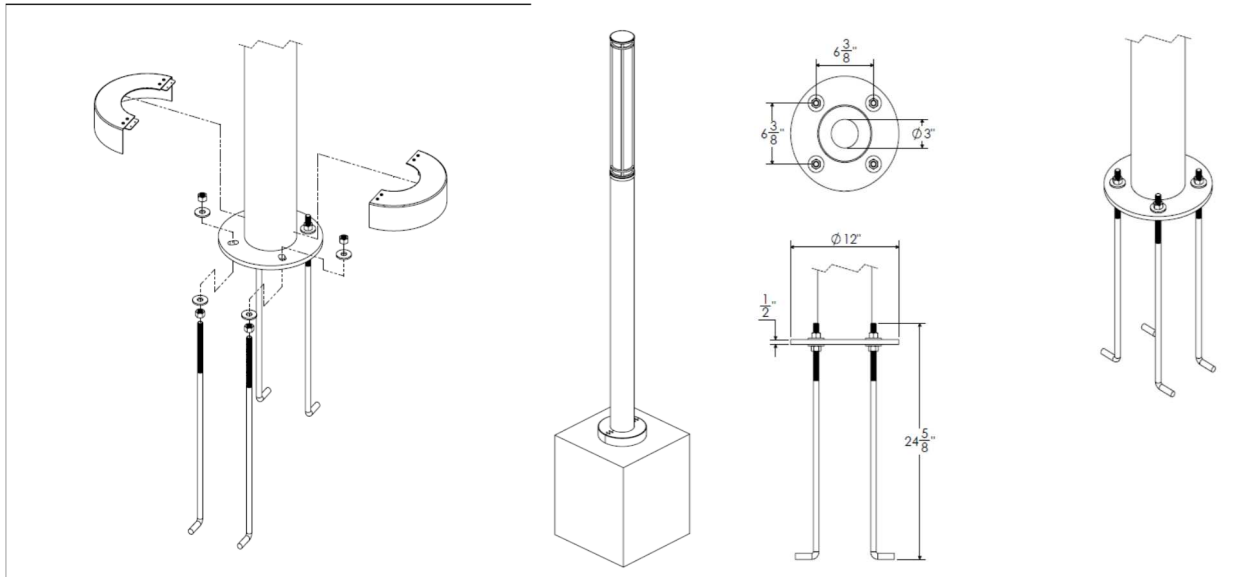
MOUNTING

Standard anchor bolts are 5/8" X 24" X 3". Bolts, nuts, and washers shall be hot dipped galvanized steel.

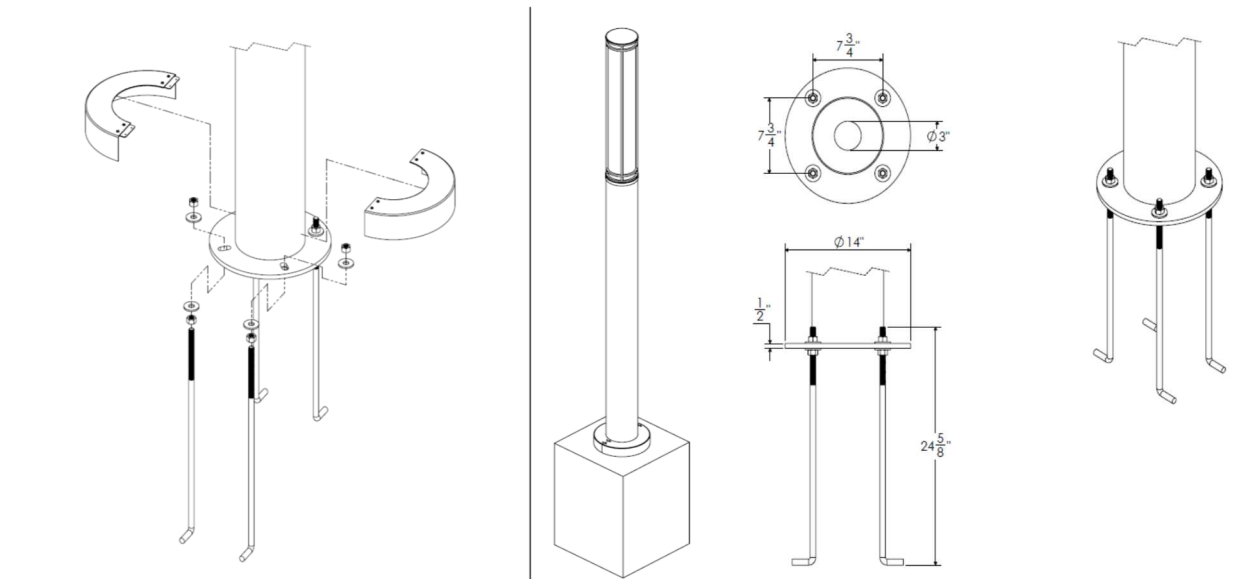
WARRANTY: Evergreen Lighting warrants POST LED products sold by Evergreen Lighting to be free from defects in material and workmanship for a period of One year for metal parts, a period of five 5 years for exterior housing powdercoat finish, a period of five 5 years for LED Light Engines and, a period of five 5 years for LED power components (driver), from the date of sale of such goods to the buyer as specified in Evergreen Lighting shipment documents for each product.



Mounting Template 6" Round



Mounting Template 8" Round





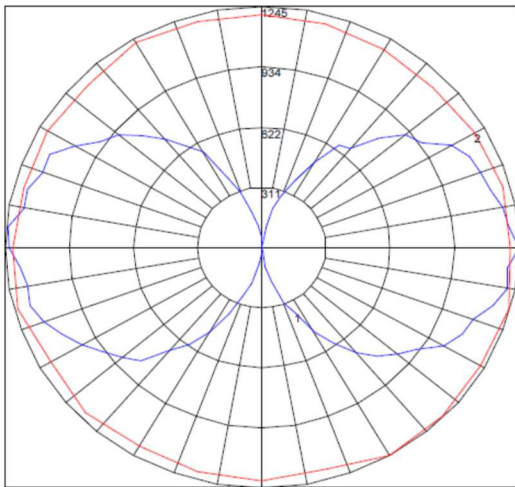
**EVERGREEN
LIGHTING**

BALDWIN POST SERIES PHOTOMETRICS

BAL-P6-14'-160LED-35K

PHOTOMETRIC FILENAME : BAL-P6-14FT-160LED-35K.IES

POLAR GRAPH

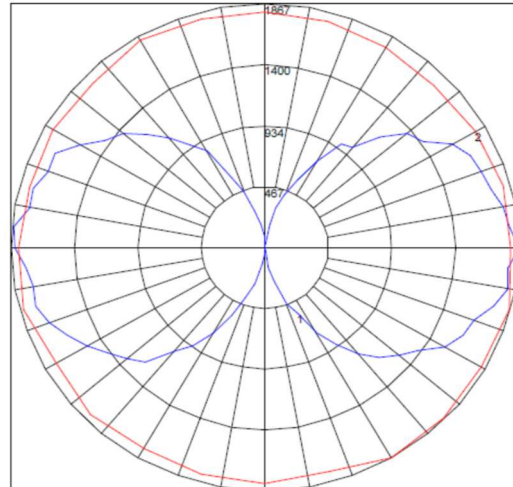


Maximum Candela = 1244.792 Located At Horizontal Angle = 300, Vertical Angle = 90
1 - Vertical Plane Through Horizontal Angles (300 - 120) (Through Max. Cd.)
2 - Horizontal Cone Through Vertical Angle (90) (Through Max. Cd.)

BAL-P8-18'-240LED-35K

PHOTOMETRIC FILENAME : BAL-P8-18FT-240LED-35K.IES

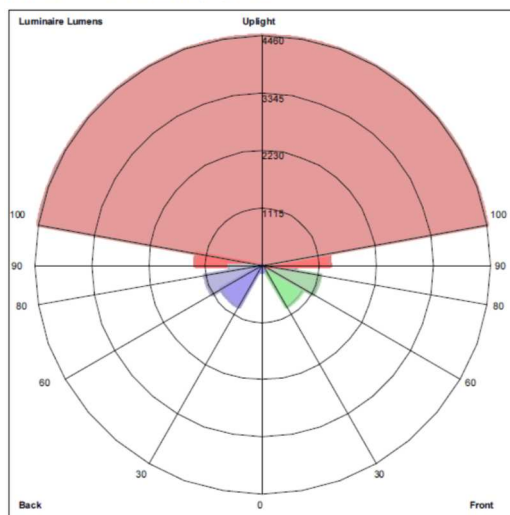
POLAR GRAPH



Maximum Candela = 1867.188 Located At Horizontal Angle = 300, Vertical Angle = 90
1 - Vertical Plane Through Horizontal Angles (300 - 120) (Through Max. Cd.)
2 - Horizontal Cone Through Vertical Angle (90) (Through Max. Cd.)

PHOTOMETRIC FILENAME : BAL-P6-14FT-160LED-35K.IES

LUMINAIRE CLASSIFICATION SYSTEM (LCS) GRAPH

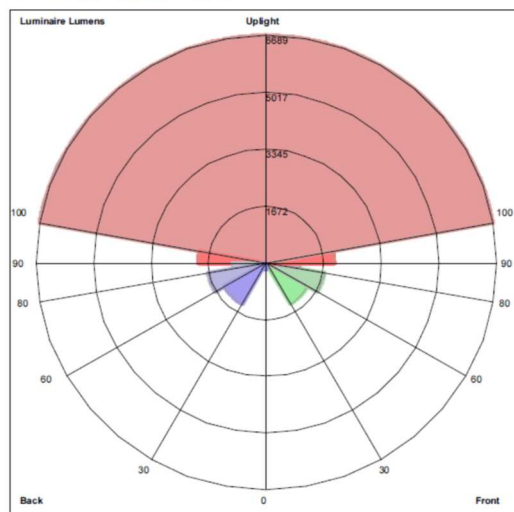


Luminaire Lumens:
Front: Low=123.0, Medium=930.8, High=1142.2, Very High=655.1
Back: Low=123.3, Medium=934.6, High=1142.9, Very High=651.5
Uplight: Low=1312.5, High=4459.6

BUG Rating : B3-US-G4

PHOTOMETRIC FILENAME : BAL-P8-18FT-240LED-35K.IES

LUMINAIRE CLASSIFICATION SYSTEM (LCS) GRAPH



Luminaire Lumens:
Front: Low=184.5, Medium=1396.1, High=1713.3, Very High=982.6
Back: Low=185.0, Medium=1401.9, High=1714.4, Very High=977.3
Uplight: Low=1968.7, High=6689.3

BUG Rating : B3-US-G5