



**EVERGREEN
LIGHTING**

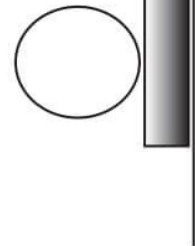
**WALL FLUSH MOUNT
CYL-DBL-V-30L-MN-WFEC-30"**

SPECIFICATION FEATURES		Date 01-09-18
Dimensions	5 1/2" H x 30" W X 4 1/2" D	
Lamps	30 watts of LED - Specify Kelvin	
Material	Paintlok	
Finish	Standard Powdercoat TBD	
Lens	White Frosted Acrylic	
Label	Damp Location	
Voltage	120 / 277	
Description	Vanity - wall mount	

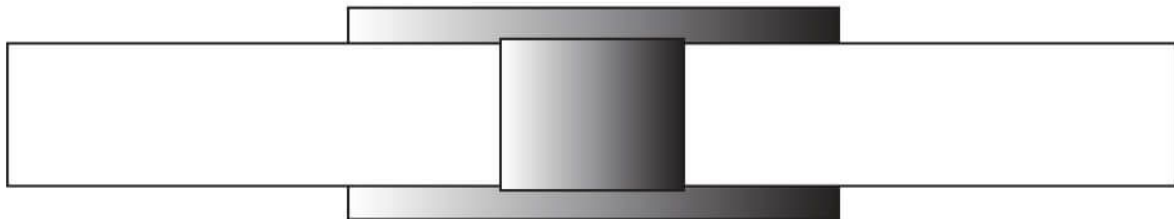
PROJECT:

SPECIFIER:

Acrylic end caps




Back plate 5 1/2"H"x 12" Long x 1 1/2" deep



Each cylinder lens to be held into place with 2 allen head screws 1 on top and 1 on the bottom of each lens,
30"W X 3" diameter tube, 5 1/2" x 12" back plate X 1 1/2" deep,
6" W metal decorative band, 2 thumb screws on each side of the canopy,
4 1/2" overall depth

Kelvin Temp's ... Delivered Lumens per watt and CRI
27K= 2700K ...80 Lumens Per Watt/ 95 CRI
30K= 3000K ...90 LPW / 95 CRI
35K= 3500K ... 100 LPW / 94 CRI
41K= 4100K ... 110 LPW / 93 CRI
50K= 5000K ... 120 LPW / 92 CRI



Drawings are not to scale
File photo not to scale.

EVERGREEN LIGHTING WWW.EVERGREENLIGHTING.COM
1379 Ridgeway St. Pomona, CA 91768 PHONE: (909) 865-5599 FAX: (909) 865-5539



MADE IN USA • Information appearing hereon is proprietary and confidential and may not be used without the permission of Evergreen Lighting.

MADE IN USA